



**TIDELINE**  
WELDED ALUMINUM BOATS



SCAN for WEBSITE


## COMMERCIAL FISHING VESSELS


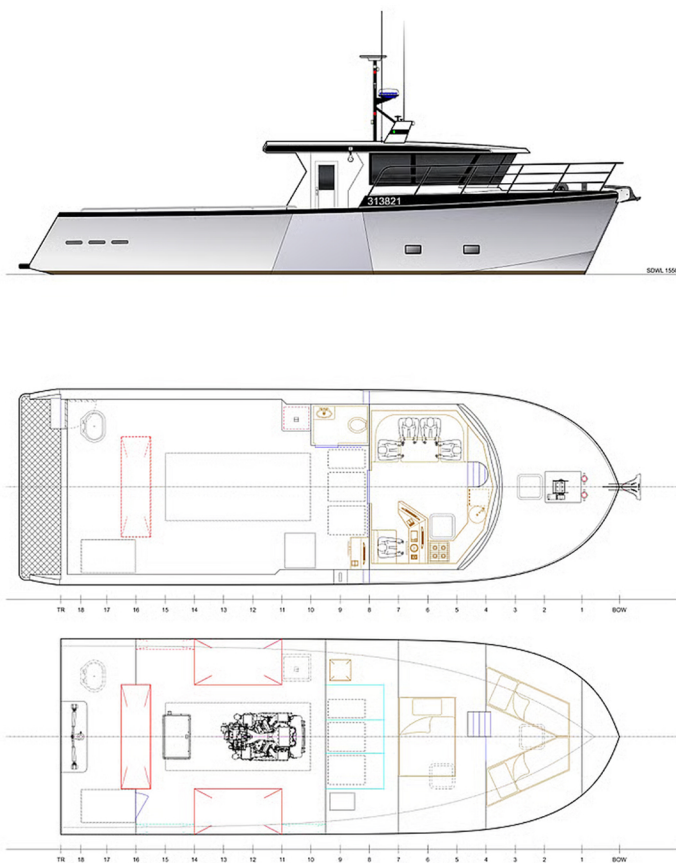
**LOA: 43'**  
**BEAM: 16'6"**  
**FUEL CAPACITY: 800 GAL**

**POWER: MAN D2868 V8, 1000HP**  
**CRUISING SPEED: 18 KNOTS**  
**TOP SPEED: 26 KNOTS**

In addition to our recreational sportfishing vessels, Tideline also builds commercial fishing vessels that are built to the client specifications required to meet commercial fishing licences. A Southerly Design boat, many elements of the design on this latest build were refined during the build, placing an emphasis on crew comfort and operational versatility to meet the needs for various fishing seasons, and adding systems required for longer trips. In addition to building a boat ideal for commercial purposes, the cabin was designed and finished to also be suitable for recreational use.

**Accommodation - 2 bunks (4 crew) in the bow with full beam captain's quarters under the main cabin. Table in the u-shaped settee drops for and additional berth.**





## Deck Equipment

Slack, Hauler designated for managing the buoy line with a main hauler for the crew working station.

Refrigerated Sea Water system across 5 tanks with 2 of the capable of being isolated and operated as freezers for longer trips.

Heated toilet and shower room on the deck's port side double's as a drying room for wet weather gear.

## Additional Systems

ZF gear box and smart command system allowing vessel to have high speed performance and low-speed control. Trolling at 1.8 knots, ideal for prawn and longline operations.

Open water solar panels capable of providing up to 20amps of 24V power

Furno multi-function display

Simrad Autopilot

Starlink internet

Sound - Sonos

Dometic Hydronic heating system to support year round operation.



**TIDELINE**  
WELDED ALUMINUM BOATS



SCAN for WEBSITE